

Global Free-Cooling Chiller Market Growth 2024-2030

<https://marketpublishers.com/r/GC1F907A65CFEN.html>

Date: June 2024

Pages: 117

Price: US\$ 3,660.00 (Single User License)

ID: GC1F907A65CFEN

Abstracts

The report requires updating with new data and is sent in 48 hours after order is placed.

The global Free-Cooling Chiller market size is projected to grow from US\$ million in 2024 to US\$ million in 2030; it is expected to grow at a CAGR of %from 2024 to 2030.

LP Information, Inc. (LPI) ' newest research report, the "Free-Cooling Chiller Industry Forecast" looks at past sales and reviews total world Free-Cooling Chiller sales in 2023, providing a comprehensive analysis by region and market sector of projected Free-Cooling Chiller sales for 2024 through 2030. With Free-Cooling Chiller sales broken down by region, market sector and sub-sector, this report provides a detailed analysis in US\$ millions of the world Free-Cooling Chiller industry.

This Insight Report provides a comprehensive analysis of the global Free-Cooling Chiller landscape and highlights key trends related to product segmentation, company formation, revenue, and market share, latest development, and M&A activity. This report also analyzes the strategies of leading global companies with a focus on Free-Cooling Chiller portfolios and capabilities, market entry strategies, market positions, and geographic footprints, to better understand these firms' unique position in an accelerating global Free-Cooling Chiller market.

This Insight Report evaluates the key market trends, drivers, and affecting factors shaping the global outlook for Free-Cooling Chiller and breaks down the forecast by Type, by Application, geography, and market size to highlight emerging pockets of opportunity. With a transparent methodology based on hundreds of bottom-up qualitative and quantitative market inputs, this study forecast offers a highly nuanced view of the current state and future trajectory in the global Free-Cooling Chiller.

United States market for Free-Cooling Chiller is estimated to increase from US\$ million

in 2023 to US\$ million by 2030, at a CAGR of % from 2024 through 2030.

China market for Free-Cooling Chiller is estimated to increase from US\$ million in 2023 to US\$ million by 2030, at a CAGR of % from 2024 through 2030.

Europe market for Free-Cooling Chiller is estimated to increase from US\$ million in 2023 to US\$ million by 2030, at a CAGR of % from 2024 through 2030.

Global key Free-Cooling Chiller players cover Swegon, EVAPCO, Motivair, Kaltra, ClimaCool, etc. In terms of revenue, the global two largest companies occupied for a share nearly

% in 2023.

This report presents a comprehensive overview, market shares, and growth opportunities of Free-Cooling Chiller market by product type, application, key manufacturers and key regions and countries.

Segmentation by Type:

Integrated Type

Standalone Type

Segmentation by Application:

Industrial

Commercial

Others

This report also splits the market by region:

Americas

United States

Canada

Mexico

Brazil

APAC

China

Japan

Korea

Southeast Asia

India

Australia

Europe

Germany

France

UK

Italy

Russia

Middle East & Africa

Egypt

South Africa

Israel

Turkey

GCC Countries

The below companies that are profiled have been selected based on inputs gathered from primary experts and analysing the company's coverage, product portfolio, its market penetration.

Swegon

EVAPCO

Motivair

Kaltra

ClimaCool

SPX Cooling Technologies

Alfa Laval

Fisen Corporation

Geoclima

Trane

imgix

Apogee Interactive

Stulz

Johnson Controls

Key Questions Addressed in this Report

What is the 10-year outlook for the global Free-Cooling Chiller market?

What factors are driving Free-Cooling Chiller market growth, globally and by region?

Which technologies are poised for the fastest growth by market and region?

How do Free-Cooling Chiller market opportunities vary by end market size?

How does Free-Cooling Chiller break out by Type, by Application?

Contents

1 SCOPE OF THE REPORT

- 1.1 Market Introduction
- 1.2 Years Considered
- 1.3 Research Objectives
- 1.4 Market Research Methodology
- 1.5 Research Process and Data Source
- 1.6 Economic Indicators
- 1.7 Currency Considered
- 1.8 Market Estimation Caveats

2 EXECUTIVE SUMMARY

- 2.1 World Market Overview
 - 2.1.1 Global Free-Cooling Chiller Annual Sales 2019-2030
 - 2.1.2 World Current & Future Analysis for Free-Cooling Chiller by Geographic Region, 2019, 2023 & 2030
 - 2.1.3 World Current & Future Analysis for Free-Cooling Chiller by Country/Region, 2019, 2023 & 2030
- 2.2 Free-Cooling Chiller Segment by Type
 - 2.2.1 Integrated Type
 - 2.2.2 Standalone Type
- 2.3 Free-Cooling Chiller Sales by Type
 - 2.3.1 Global Free-Cooling Chiller Sales Market Share by Type (2019-2024)
 - 2.3.2 Global Free-Cooling Chiller Revenue and Market Share by Type (2019-2024)
 - 2.3.3 Global Free-Cooling Chiller Sale Price by Type (2019-2024)
- 2.4 Free-Cooling Chiller Segment by Application
 - 2.4.1 Industrial
 - 2.4.2 Commercial
 - 2.4.3 Others
- 2.5 Free-Cooling Chiller Sales by Application
 - 2.5.1 Global Free-Cooling Chiller Sale Market Share by Application (2019-2024)
 - 2.5.2 Global Free-Cooling Chiller Revenue and Market Share by Application (2019-2024)
 - 2.5.3 Global Free-Cooling Chiller Sale Price by Application (2019-2024)

3 GLOBAL BY COMPANY

- 3.1 Global Free-Cooling Chiller Breakdown Data by Company
 - 3.1.1 Global Free-Cooling Chiller Annual Sales by Company (2019-2024)
 - 3.1.2 Global Free-Cooling Chiller Sales Market Share by Company (2019-2024)
- 3.2 Global Free-Cooling Chiller Annual Revenue by Company (2019-2024)
 - 3.2.1 Global Free-Cooling Chiller Revenue by Company (2019-2024)
 - 3.2.2 Global Free-Cooling Chiller Revenue Market Share by Company (2019-2024)
- 3.3 Global Free-Cooling Chiller Sale Price by Company
- 3.4 Key Manufacturers Free-Cooling Chiller Producing Area Distribution, Sales Area, Product Type
 - 3.4.1 Key Manufacturers Free-Cooling Chiller Product Location Distribution
 - 3.4.2 Players Free-Cooling Chiller Products Offered
- 3.5 Market Concentration Rate Analysis
 - 3.5.1 Competition Landscape Analysis
 - 3.5.2 Concentration Ratio (CR3, CR5 and CR10) & (2019-2024)
- 3.6 New Products and Potential Entrants
- 3.7 Market M&A Activity & Strategy

4 WORLD HISTORIC REVIEW FOR FREE-COOLING CHILLER BY GEOGRAPHIC REGION

- 4.1 World Historic Free-Cooling Chiller Market Size by Geographic Region (2019-2024)
 - 4.1.1 Global Free-Cooling Chiller Annual Sales by Geographic Region (2019-2024)
 - 4.1.2 Global Free-Cooling Chiller Annual Revenue by Geographic Region (2019-2024)
- 4.2 World Historic Free-Cooling Chiller Market Size by Country/Region (2019-2024)
 - 4.2.1 Global Free-Cooling Chiller Annual Sales by Country/Region (2019-2024)
 - 4.2.2 Global Free-Cooling Chiller Annual Revenue by Country/Region (2019-2024)
- 4.3 Americas Free-Cooling Chiller Sales Growth
- 4.4 APAC Free-Cooling Chiller Sales Growth
- 4.5 Europe Free-Cooling Chiller Sales Growth
- 4.6 Middle East & Africa Free-Cooling Chiller Sales Growth

5 AMERICAS

- 5.1 Americas Free-Cooling Chiller Sales by Country
 - 5.1.1 Americas Free-Cooling Chiller Sales by Country (2019-2024)
 - 5.1.2 Americas Free-Cooling Chiller Revenue by Country (2019-2024)
- 5.2 Americas Free-Cooling Chiller Sales by Type (2019-2024)
- 5.3 Americas Free-Cooling Chiller Sales by Application (2019-2024)

5.4 United States

5.5 Canada

5.6 Mexico

5.7 Brazil

6 APAC

6.1 APAC Free-Cooling Chiller Sales by Region

6.1.1 APAC Free-Cooling Chiller Sales by Region (2019-2024)

6.1.2 APAC Free-Cooling Chiller Revenue by Region (2019-2024)

6.2 APAC Free-Cooling Chiller Sales by Type (2019-2024)

6.3 APAC Free-Cooling Chiller Sales by Application (2019-2024)

6.4 China

6.5 Japan

6.6 South Korea

6.7 Southeast Asia

6.8 India

6.9 Australia

6.10 China Taiwan

7 EUROPE

7.1 Europe Free-Cooling Chiller by Country

7.1.1 Europe Free-Cooling Chiller Sales by Country (2019-2024)

7.1.2 Europe Free-Cooling Chiller Revenue by Country (2019-2024)

7.2 Europe Free-Cooling Chiller Sales by Type (2019-2024)

7.3 Europe Free-Cooling Chiller Sales by Application (2019-2024)

7.4 Germany

7.5 France

7.6 UK

7.7 Italy

7.8 Russia

8 MIDDLE EAST & AFRICA

8.1 Middle East & Africa Free-Cooling Chiller by Country

8.1.1 Middle East & Africa Free-Cooling Chiller Sales by Country (2019-2024)

8.1.2 Middle East & Africa Free-Cooling Chiller Revenue by Country (2019-2024)

8.2 Middle East & Africa Free-Cooling Chiller Sales by Type (2019-2024)

8.3 Middle East & Africa Free-Cooling Chiller Sales by Application (2019-2024)

8.4 Egypt

8.5 South Africa

8.6 Israel

8.7 Turkey

8.8 GCC Countries

9 MARKET DRIVERS, CHALLENGES AND TRENDS

9.1 Market Drivers & Growth Opportunities

9.2 Market Challenges & Risks

9.3 Industry Trends

10 MANUFACTURING COST STRUCTURE ANALYSIS

10.1 Raw Material and Suppliers

10.2 Manufacturing Cost Structure Analysis of Free-Cooling Chiller

10.3 Manufacturing Process Analysis of Free-Cooling Chiller

10.4 Industry Chain Structure of Free-Cooling Chiller

11 MARKETING, DISTRIBUTORS AND CUSTOMER

11.1 Sales Channel

11.1.1 Direct Channels

11.1.2 Indirect Channels

11.2 Free-Cooling Chiller Distributors

11.3 Free-Cooling Chiller Customer

12 WORLD FORECAST REVIEW FOR FREE-COOLING CHILLER BY GEOGRAPHIC REGION

12.1 Global Free-Cooling Chiller Market Size Forecast by Region

12.1.1 Global Free-Cooling Chiller Forecast by Region (2025-2030)

12.1.2 Global Free-Cooling Chiller Annual Revenue Forecast by Region (2025-2030)

12.2 Americas Forecast by Country (2025-2030)

12.3 APAC Forecast by Region (2025-2030)

12.4 Europe Forecast by Country (2025-2030)

12.5 Middle East & Africa Forecast by Country (2025-2030)

12.6 Global Free-Cooling Chiller Forecast by Type (2025-2030)

12.7 Global Free-Cooling Chiller Forecast by Application (2025-2030)

13 KEY PLAYERS ANALYSIS

13.1 Swegon

13.1.1 Swegon Company Information

13.1.2 Swegon Free-Cooling Chiller Product Portfolios and Specifications

13.1.3 Swegon Free-Cooling Chiller Sales, Revenue, Price and Gross Margin
(2019-2024)

13.1.4 Swegon Main Business Overview

13.1.5 Swegon Latest Developments

13.2 EVAPCO

13.2.1 EVAPCO Company Information

13.2.2 EVAPCO Free-Cooling Chiller Product Portfolios and Specifications

13.2.3 EVAPCO Free-Cooling Chiller Sales, Revenue, Price and Gross Margin
(2019-2024)

13.2.4 EVAPCO Main Business Overview

13.2.5 EVAPCO Latest Developments

13.3 Motivair

13.3.1 Motivair Company Information

13.3.2 Motivair Free-Cooling Chiller Product Portfolios and Specifications

13.3.3 Motivair Free-Cooling Chiller Sales, Revenue, Price and Gross Margin
(2019-2024)

13.3.4 Motivair Main Business Overview

13.3.5 Motivair Latest Developments

13.4 Kaltra

13.4.1 Kaltra Company Information

13.4.2 Kaltra Free-Cooling Chiller Product Portfolios and Specifications

13.4.3 Kaltra Free-Cooling Chiller Sales, Revenue, Price and Gross Margin
(2019-2024)

13.4.4 Kaltra Main Business Overview

13.4.5 Kaltra Latest Developments

13.5 ClimaCool

13.5.1 ClimaCool Company Information

13.5.2 ClimaCool Free-Cooling Chiller Product Portfolios and Specifications

13.5.3 ClimaCool Free-Cooling Chiller Sales, Revenue, Price and Gross Margin
(2019-2024)

13.5.4 ClimaCool Main Business Overview

13.5.5 ClimaCool Latest Developments

13.6 SPX Cooling Technologies

13.6.1 SPX Cooling Technologies Company Information

13.6.2 SPX Cooling Technologies Free-Cooling Chiller Product Portfolios and Specifications

13.6.3 SPX Cooling Technologies Free-Cooling Chiller Sales, Revenue, Price and Gross Margin (2019-2024)

13.6.4 SPX Cooling Technologies Main Business Overview

13.6.5 SPX Cooling Technologies Latest Developments

13.7 Alfa Laval

13.7.1 Alfa Laval Company Information

13.7.2 Alfa Laval Free-Cooling Chiller Product Portfolios and Specifications

13.7.3 Alfa Laval Free-Cooling Chiller Sales, Revenue, Price and Gross Margin (2019-2024)

13.7.4 Alfa Laval Main Business Overview

13.7.5 Alfa Laval Latest Developments

13.8 Fisen Corporation

13.8.1 Fisen Corporation Company Information

13.8.2 Fisen Corporation Free-Cooling Chiller Product Portfolios and Specifications

13.8.3 Fisen Corporation Free-Cooling Chiller Sales, Revenue, Price and Gross Margin (2019-2024)

13.8.4 Fisen Corporation Main Business Overview

13.8.5 Fisen Corporation Latest Developments

13.9 Geoclima

13.9.1 Geoclima Company Information

13.9.2 Geoclima Free-Cooling Chiller Product Portfolios and Specifications

13.9.3 Geoclima Free-Cooling Chiller Sales, Revenue, Price and Gross Margin (2019-2024)

13.9.4 Geoclima Main Business Overview

13.9.5 Geoclima Latest Developments

13.10 Trane

13.10.1 Trane Company Information

13.10.2 Trane Free-Cooling Chiller Product Portfolios and Specifications

13.10.3 Trane Free-Cooling Chiller Sales, Revenue, Price and Gross Margin (2019-2024)




13.10.4 Trane Main Business Overview

13.10.5 Trane Latest Developments

13.11 imgix

13.11.1 imgix Company Information

13.11.2 imgix Free-Cooling Chiller Product Portfolios and Specifications

- 13.11.3 Free-Cooling Chiller Sales, Revenue, Price and Gross Margin (2019-2024)
 - 13.11.4 Main Business Overview
 - 13.11.5 Latest Developments
- 13.12 Apogee Interactive
 - 13.12.1 Apogee Interactive Company Information
 - 13.12.2 Apogee Interactive Free-Cooling Chiller Product Portfolios and Specifications
 - 13.12.3 Apogee Interactive Free-Cooling Chiller Sales, Revenue, Price and Gross Margin (2019-2024)
 - 13.12.4 Apogee Interactive Main Business Overview
 - 13.12.5 Apogee Interactive Latest Developments
- 13.13 Stulz
 - 13.13.1 Stulz Company Information
 - 13.13.2 Stulz Free-Cooling Chiller Product Portfolios and Specifications
 - 13.13.3 Stulz Free-Cooling Chiller Sales, Revenue, Price and Gross Margin (2019-2024)
 - 13.13.4 Stulz Main Business Overview
 - 13.13.5 Stulz Latest Developments
- 13.14 Johnson Controls
 - 13.14.1 Johnson Controls Company Information
 - 13.14.2 Johnson Controls Free-Cooling Chiller Product Portfolios and Specifications
 - 13.14.3 Johnson Controls Free-Cooling Chiller Sales, Revenue, Price and Gross Margin (2019-2024)
 - 13.14.4 Johnson Controls Main Business Overview
 - 13.14.5 Johnson Controls Latest Developments

14 RESEARCH FINDINGS AND CONCLUSION

List Of Tables

LIST OF TABLES

Table 1. Free-Cooling Chiller Annual Sales CAGR by Geographic Region (2019, 2023 & 2030) & (\$ millions)

Table 2. Free-Cooling Chiller Annual Sales CAGR by Country/Region (2019, 2023 & 2030) & (\$ millions)

Table 3. Major Players of Integrated Type

Table 4. Major Players of Standalone Type

Table 5. Global Free-Cooling Chiller Sales by Type (2019-2024) & (Units)

Table 6. Global Free-Cooling Chiller Sales Market Share by Type (2019-2024)

Table 7. Global Free-Cooling Chiller Revenue by Type (2019-2024) & (\$ million)

Table 8. Global Free-Cooling Chiller Revenue Market Share by Type (2019-2024)

Table 9. Global Free-Cooling Chiller Sale Price by Type (2019-2024) & (US\$/Unit)

Table 10. Global Free-Cooling Chiller Sale by Application (2019-2024) & (Units)

Table 11. Global Free-Cooling Chiller Sale Market Share by Application (2019-2024)

Table 12. Global Free-Cooling Chiller Revenue by Application (2019-2024) & (\$ million)

Table 13. Global Free-Cooling Chiller Revenue Market Share by Application (2019-2024)

Table 14. Global Free-Cooling Chiller Sale Price by Application (2019-2024) & (US\$/Unit)

Table 15. Global Free-Cooling Chiller Sales by Company (2019-2024) & (Units)

Table 16. Global Free-Cooling Chiller Sales Market Share by Company (2019-2024)

Table 17. Global Free-Cooling Chiller Revenue by Company (2019-2024) & (\$ millions)

Table 18. Global Free-Cooling Chiller Revenue Market Share by Company (2019-2024)

Table 19. Global Free-Cooling Chiller Sale Price by Company (2019-2024) & (US\$/Unit)

Table 20. Key Manufacturers Free-Cooling Chiller Producing Area Distribution and Sales Area

Table 21. Players Free-Cooling Chiller Products Offered

Table 22. Free-Cooling Chiller Concentration Ratio (CR3, CR5 and CR10) & (2019-2024)

Table 23. New Products and Potential Entrants

Table 24. Market M&A Activity & Strategy

Table 25. Global Free-Cooling Chiller Sales by Geographic Region (2019-2024) & (Units)

Table 26. Global Free-Cooling Chiller Sales Market Share Geographic Region (2019-2024)

Table 27. Global Free-Cooling Chiller Revenue by Geographic Region (2019-2024) & (\$

millions)

Table 28. Global Free-Cooling Chiller Revenue Market Share by Geographic Region (2019-2024)

Table 29. Global Free-Cooling Chiller Sales by Country/Region (2019-2024) & (Units)

Table 30. Global Free-Cooling Chiller Sales Market Share by Country/Region (2019-2024)

Table 31. Global Free-Cooling Chiller Revenue by Country/Region (2019-2024) & (\$ millions)

Table 32. Global Free-Cooling Chiller Revenue Market Share by Country/Region (2019-2024)

Table 33. Americas Free-Cooling Chiller Sales by Country (2019-2024) & (Units)

Table 34. Americas Free-Cooling Chiller Sales Market Share by Country (2019-2024)

Table 35. Americas Free-Cooling Chiller Revenue by Country (2019-2024) & (\$ millions)

Table 36. Americas Free-Cooling Chiller Sales by Type (2019-2024) & (Units)

Table 37. Americas Free-Cooling Chiller Sales by Application (2019-2024) & (Units)

Table 38. APAC Free-Cooling Chiller Sales by Region (2019-2024) & (Units)

Table 39. APAC Free-Cooling Chiller Sales Market Share by Region (2019-2024)

Table 40. APAC Free-Cooling Chiller Revenue by Region (2019-2024) & (\$ millions)

Table 41. APAC Free-Cooling Chiller Sales by Type (2019-2024) & (Units)

Table 42. APAC Free-Cooling Chiller Sales by Application (2019-2024) & (Units)

Table 43. Europe Free-Cooling Chiller Sales by Country (2019-2024) & (Units)

Table 44. Europe Free-Cooling Chiller Revenue by Country (2019-2024) & (\$ millions)

Table 45. Europe Free-Cooling Chiller Sales by Type (2019-2024) & (Units)

Table 46. Europe Free-Cooling Chiller Sales by Application (2019-2024) & (Units)

Table 47. Middle East & Africa Free-Cooling Chiller Sales by Country (2019-2024) & (Units)

Table 48. Middle East & Africa Free-Cooling Chiller Revenue Market Share by Country (2019-2024)

Table 49. Middle East & Africa Free-Cooling Chiller Sales by Type (2019-2024) & (Units)

Table 50. Middle East & Africa Free-Cooling Chiller Sales by Application (2019-2024) & (Units)

Table 51. Key Market Drivers & Growth Opportunities of Free-Cooling Chiller

Table 52. Key Market Challenges & Risks of Free-Cooling Chiller

Table 53. Key Industry Trends of Free-Cooling Chiller

Table 54. Free-Cooling Chiller Raw Material

Table 55. Key Suppliers of Raw Materials

Table 56. Free-Cooling Chiller Distributors List

Table 57. Free-Cooling Chiller Customer List

- Table 58. Global Free-Cooling Chiller Sales Forecast by Region (2025-2030) & (Units)
- Table 59. Global Free-Cooling Chiller Revenue Forecast by Region (2025-2030) & (\$ millions)
- Table 60. Americas Free-Cooling Chiller Sales Forecast by Country (2025-2030) & (Units)
- Table 61. Americas Free-Cooling Chiller Annual Revenue Forecast by Country (2025-2030) & (\$ millions)
- Table 62. APAC Free-Cooling Chiller Sales Forecast by Region (2025-2030) & (Units)
- Table 63. APAC Free-Cooling Chiller Annual Revenue Forecast by Region (2025-2030) & (\$ millions)
- Table 64. Europe Free-Cooling Chiller Sales Forecast by Country (2025-2030) & (Units)
- Table 65. Europe Free-Cooling Chiller Revenue Forecast by Country (2025-2030) & (\$ millions)
- Table 66. Middle East & Africa Free-Cooling Chiller Sales Forecast by Country (2025-2030) & (Units)
- Table 67. Middle East & Africa Free-Cooling Chiller Revenue Forecast by Country (2025-2030) & (\$ millions)
- Table 68. Global Free-Cooling Chiller Sales Forecast by Type (2025-2030) & (Units)
- Table 69. Global Free-Cooling Chiller Revenue Forecast by Type (2025-2030) & (\$ millions)
- Table 70. Global Free-Cooling Chiller Sales Forecast by Application (2025-2030) & (Units)
- Table 71. Global Free-Cooling Chiller Revenue Forecast by Application (2025-2030) & (\$ millions)
- Table 72. Swegon Basic Information, Free-Cooling Chiller Manufacturing Base, Sales Area and Its Competitors
- Table 73. Swegon Free-Cooling Chiller Product Portfolios and Specifications
- Table 74. Swegon Free-Cooling Chiller Sales (Units), Revenue (\$ Million), Price (US\$/Unit) and Gross Margin (2019-2024)
- Table 75. Swegon Main Business
- Table 76. Swegon Latest Developments
- Table 77. EVAPCO Basic Information, Free-Cooling Chiller Manufacturing Base, Sales Area and Its Competitors
- Table 78. EVAPCO Free-Cooling Chiller Product Portfolios and Specifications
- Table 79. EVAPCO Free-Cooling Chiller Sales (Units), Revenue (\$ Million), Price (US\$/Unit) and Gross Margin (2019-2024)
- Table 80. EVAPCO Main Business
- Table 81. EVAPCO Latest Developments
- Table 82. Motivair Basic Information, Free-Cooling Chiller Manufacturing Base, Sales

Area and Its Competitors

Table 83. Motivair Free-Cooling Chiller Product Portfolios and Specifications

Table 84. Motivair Free-Cooling Chiller Sales (Units), Revenue (\$ Million), Price (US\$/Unit) and Gross Margin (2019-2024)

Table 85. Motivair Main Business

Table 86. Motivair Latest Developments

Table 87. Kaltra Basic Information, Free-Cooling Chiller Manufacturing Base, Sales Area and Its Competitors

Table 88. Kaltra Free-Cooling Chiller Product Portfolios and Specifications

Table 89. Kaltra Free-Cooling Chiller Sales (Units), Revenue (\$ Million), Price (US\$/Unit) and Gross Margin (2019-2024)

Table 90. Kaltra Main Business

Table 91. Kaltra Latest Developments

Table 92. ClimaCool Basic Information, Free-Cooling Chiller Manufacturing Base, Sales Area and Its Competitors

Table 93. ClimaCool Free-Cooling Chiller Product Portfolios and Specifications

Table 94. ClimaCool Free-Cooling Chiller Sales (Units), Revenue (\$ Million), Price (US\$/Unit) and Gross Margin (2019-2024)

Table 95. ClimaCool Main Business

Table 96. ClimaCool Latest Developments

Table 97. SPX Cooling Technologies Basic Information, Free-Cooling Chiller Manufacturing Base, Sales Area and Its Competitors

Table 98. SPX Cooling Technologies Free-Cooling Chiller Product Portfolios and Specifications

Table 99. SPX Cooling Technologies Free-Cooling Chiller Sales (Units), Revenue (\$ Million), Price (US\$/Unit) and Gross Margin (2019-2024)

Table 100. SPX Cooling Technologies Main Business

Table 101. SPX Cooling Technologies Latest Developments

Table 102. Alfa Laval Basic Information, Free-Cooling Chiller Manufacturing Base, Sales Area and Its Competitors

Table 103. Alfa Laval Free-Cooling Chiller Product Portfolios and Specifications

Table 104. Alfa Laval Free-Cooling Chiller Sales (Units), Revenue (\$ Million), Price (US\$/Unit) and Gross Margin (2019-2024)

Table 105. Alfa Laval Main Business

Table 106. Alfa Laval Latest Developments

Table 107. Fisen Corporation Basic Information, Free-Cooling Chiller Manufacturing Base, Sales Area and Its Competitors

Table 108. Fisen Corporation Free-Cooling Chiller Product Portfolios and Specifications

Table 109. Fisen Corporation Free-Cooling Chiller Sales (Units), Revenue (\$ Million),

Price (US\$/Unit) and Gross Margin (2019-2024)

Table 110. Fisen Corporation Main Business

Table 111. Fisen Corporation Latest Developments

Table 112. Geoclima Basic Information, Free-Cooling Chiller Manufacturing Base, Sales Area and Its Competitors

Table 113. Geoclima Free-Cooling Chiller Product Portfolios and Specifications

Table 114. Geoclima Free-Cooling Chiller Sales (Units), Revenue (\$ Million), Price (US\$/Unit) and Gross Margin (2019-2024)

Table 115. Geoclima Main Business

Table 116. Geoclima Latest Developments

Table 117. Trane Basic Information, Free-Cooling Chiller Manufacturing Base, Sales Area and Its Competitors

Table 118. Trane Free-Cooling Chiller Product Portfolios and Specifications

Table 119. Trane Free-Cooling Chiller Sales (Units), Revenue (\$ Million), Price (US\$/Unit) and Gross Margin (2019-2024)

Table 120. Trane Main Business

Table 121. Trane Latest Developments

Table 122. imgix Basic Information, Free-Cooling Chiller Manufacturing Base, Sales Area and Its Competitors

Table 123. imgix Free-Cooling Chiller Product Portfolios and Specifications

Table 124. imgix Free-Cooling Chiller Sales (Units), Revenue (\$ Million), Price (US\$/Unit) and Gross Margin (2019-2024)

Table 125. imgix Main Business

Table 126. imgix Latest Developments

Table 127. Apogee Interactive Basic Information, Free-Cooling Chiller Manufacturing Base, Sales Area and Its Competitors

Table 128. Apogee Interactive Free-Cooling Chiller Product Portfolios and Specifications

Table 129. Apogee Interactive Free-Cooling Chiller Sales (Units), Revenue (\$ Million), Price (US\$/Unit) and Gross Margin (2019-2024)

Table 130. Apogee Interactive Main Business

Table 131. Apogee Interactive Latest Developments

Table 132. Stulz Basic Information, Free-Cooling Chiller Manufacturing Base, Sales Area and Its Competitors

Table 133. Stulz Free-Cooling Chiller Product Portfolios and Specifications

Table 134. Stulz Free-Cooling Chiller Sales (Units), Revenue (\$ Million), Price (US\$/Unit) and Gross Margin (2019-2024)

Table 135. Stulz Main Business

Table 136. Stulz Latest Developments

Table 137. Johnson Controls Basic Information, Free-Cooling Chiller Manufacturing Base, Sales Area and Its Competitors

Table 138. Johnson Controls Free-Cooling Chiller Product Portfolios and Specifications

Table 139. Johnson Controls Free-Cooling Chiller Sales (Units), Revenue (\$ Million), Price (US\$/Unit) and Gross Margin (2019-2024)

Table 140. Johnson Controls Main Business

Table 141. Johnson Controls Latest Developments

List Of Figures

LIST OF FIGURES

- Figure 1. Picture of Free-Cooling Chiller
- Figure 2. Free-Cooling Chiller Report Years Considered
- Figure 3. Research Objectives
- Figure 4. Research Methodology
- Figure 5. Research Process and Data Source
- Figure 6. Global Free-Cooling Chiller Sales Growth Rate 2019-2030 (Units)
- Figure 7. Global Free-Cooling Chiller Revenue Growth Rate 2019-2030 (\$ millions)
- Figure 8. Free-Cooling Chiller Sales by Geographic Region (2019, 2023 & 2030) & (\$ millions)
- Figure 9. Free-Cooling Chiller Sales Market Share by Country/Region (2023)
- Figure 10. Free-Cooling Chiller Sales Market Share by Country/Region (2019, 2023 & 2030)
- Figure 11. Product Picture of Integrated Type
- Figure 12. Product Picture of Standalone Type
- Figure 13. Global Free-Cooling Chiller Sales Market Share by Type in 2023
- Figure 14. Global Free-Cooling Chiller Revenue Market Share by Type (2019-2024)
- Figure 15. Free-Cooling Chiller Consumed in Industrial
- Figure 16. Global Free-Cooling Chiller Market: Industrial (2019-2024) & (Units)
- Figure 17. Free-Cooling Chiller Consumed in Commercial
- Figure 18. Global Free-Cooling Chiller Market: Commercial (2019-2024) & (Units)
- Figure 19. Free-Cooling Chiller Consumed in Others
- Figure 20. Global Free-Cooling Chiller Market: Others (2019-2024) & (Units)
- Figure 21. Global Free-Cooling Chiller Sale Market Share by Application (2023)
- Figure 22. Global Free-Cooling Chiller Revenue Market Share by Application in 2023
- Figure 23. Free-Cooling Chiller Sales by Company in 2023 (Units)
- Figure 24. Global Free-Cooling Chiller Sales Market Share by Company in 2023
- Figure 25. Free-Cooling Chiller Revenue by Company in 2023 (\$ millions)
- Figure 26. Global Free-Cooling Chiller Revenue Market Share by Company in 2023
- Figure 27. Global Free-Cooling Chiller Sales Market Share by Geographic Region (2019-2024)
- Figure 28. Global Free-Cooling Chiller Revenue Market Share by Geographic Region in 2023
- Figure 29. Americas Free-Cooling Chiller Sales 2019-2024 (Units)
- Figure 30. Americas Free-Cooling Chiller Revenue 2019-2024 (\$ millions)
- Figure 31. APAC Free-Cooling Chiller Sales 2019-2024 (Units)

- Figure 32. APAC Free-Cooling Chiller Revenue 2019-2024 (\$ millions)
- Figure 33. Europe Free-Cooling Chiller Sales 2019-2024 (Units)
- Figure 34. Europe Free-Cooling Chiller Revenue 2019-2024 (\$ millions)
- Figure 35. Middle East & Africa Free-Cooling Chiller Sales 2019-2024 (Units)
- Figure 36. Middle East & Africa Free-Cooling Chiller Revenue 2019-2024 (\$ millions)
- Figure 37. Americas Free-Cooling Chiller Sales Market Share by Country in 2023
- Figure 38. Americas Free-Cooling Chiller Revenue Market Share by Country (2019-2024)
- Figure 39. Americas Free-Cooling Chiller Sales Market Share by Type (2019-2024)
- Figure 40. Americas Free-Cooling Chiller Sales Market Share by Application (2019-2024)
- Figure 41. United States Free-Cooling Chiller Revenue Growth 2019-2024 (\$ millions)
- Figure 42. Canada Free-Cooling Chiller Revenue Growth 2019-2024 (\$ millions)
- Figure 43. Mexico Free-Cooling Chiller Revenue Growth 2019-2024 (\$ millions)
- Figure 44. Brazil Free-Cooling Chiller Revenue Growth 2019-2024 (\$ millions)
- Figure 45. APAC Free-Cooling Chiller Sales Market Share by Region in 2023
- Figure 46. APAC Free-Cooling Chiller Revenue Market Share by Region (2019-2024)
- Figure 47. APAC Free-Cooling Chiller Sales Market Share by Type (2019-2024)
- Figure 48. APAC Free-Cooling Chiller Sales Market Share by Application (2019-2024)
- Figure 49. China Free-Cooling Chiller Revenue Growth 2019-2024 (\$ millions)
- Figure 50. Japan Free-Cooling Chiller Revenue Growth 2019-2024 (\$ millions)
- Figure 51. South Korea Free-Cooling Chiller Revenue Growth 2019-2024 (\$ millions)
- Figure 52. Southeast Asia Free-Cooling Chiller Revenue Growth 2019-2024 (\$ millions)
- Figure 53. India Free-Cooling Chiller Revenue Growth 2019-2024 (\$ millions)
- Figure 54. Australia Free-Cooling Chiller Revenue Growth 2019-2024 (\$ millions)
- Figure 55. China Taiwan Free-Cooling Chiller Revenue Growth 2019-2024 (\$ millions)
- Figure 56. Europe Free-Cooling Chiller Sales Market Share by Country in 2023
- Figure 57. Europe Free-Cooling Chiller Revenue Market Share by Country (2019-2024)
- Figure 58. Europe Free-Cooling Chiller Sales Market Share by Type (2019-2024)
- Figure 59. Europe Free-Cooling Chiller Sales Market Share by Application (2019-2024)
- Figure 60. Germany Free-Cooling Chiller Revenue Growth 2019-2024 (\$ millions)
- Figure 61. France Free-Cooling Chiller Revenue Growth 2019-2024 (\$ millions)
- Figure 62. UK Free-Cooling Chiller Revenue Growth 2019-2024 (\$ millions)
- Figure 63. Italy Free-Cooling Chiller Revenue Growth 2019-2024 (\$ millions)
- Figure 64. Russia Free-Cooling Chiller Revenue Growth 2019-2024 (\$ millions)
- Figure 65. Middle East & Africa Free-Cooling Chiller Sales Market Share by Country (2019-2024)
- Figure 66. Middle East & Africa Free-Cooling Chiller Sales Market Share by Type (2019-2024)

Figure 67. Middle East & Africa Free-Cooling Chiller Sales Market Share by Application (2019-2024)

Figure 68. Egypt Free-Cooling Chiller Revenue Growth 2019-2024 (\$ millions)

Figure 69. South Africa Free-Cooling Chiller Revenue Growth 2019-2024 (\$ millions)

Figure 70. Israel Free-Cooling Chiller Revenue Growth 2019-2024 (\$ millions)

Figure 71. Turkey Free-Cooling Chiller Revenue Growth 2019-2024 (\$ millions)

Figure 72. GCC Countries Free-Cooling Chiller Revenue Growth 2019-2024 (\$ millions)

Figure 73. Manufacturing Cost Structure Analysis of Free-Cooling Chiller in 2023

Figure 74. Manufacturing Process Analysis of Free-Cooling Chiller

Figure 75. Industry Chain Structure of Free-Cooling Chiller

Figure 76. Channels of Distribution

Figure 77. Global Free-Cooling Chiller Sales Market Forecast by Region (2025-2030)

Figure 78. Global Free-Cooling Chiller Revenue Market Share Forecast by Region (2025-2030)

Figure 79. Global Free-Cooling Chiller Sales Market Share Forecast by Type (2025-2030)

Figure 80. Global Free-Cooling Chiller Revenue Market Share Forecast by Type (2025-2030)

Figure 81. Global Free-Cooling Chiller Sales Market Share Forecast by Application (2025-2030)

Figure 82. Global Free-Cooling Chiller Revenue Market Share Forecast by Application (2025-2030)

I would like to order

Product name: Global Free-Cooling Chiller Market Growth 2024-2030

Product link: <https://marketpublishers.com/r/GC1F907A65CFEN.html>

Price: US\$ 3,660.00 (Single User License / Electronic Delivery)

If you want to order Corporate License or Hard Copy, please, contact our Customer Service:

info@marketpublishers.com

Payment

To pay by Credit Card (Visa, MasterCard, American Express, PayPal), please, click button on product page <https://marketpublishers.com/r/GC1F907A65CFEN.html>

To pay by Wire Transfer, please, fill in your contact details in the form below:

First name:
Last name:
Email:
Company:
Address:
City:
Zip code:
Country:
Tel:
Fax:
Your message:

****All fields are required**

Customer signature _____

Please, note that by ordering from marketpublishers.com you are agreeing to our Terms & Conditions at <https://marketpublishers.com/docs/terms.html>

To place an order via fax simply print this form, fill in the information below and fax the completed form to +44 20 7900 3970