

Global Recombinant Humanized Collagen Type Iii Market Research Report 2026(Status and Outlook)

<https://marketpublishers.com/r/R852DFD7EE82EN.html>

Date: December 2025

Pages: 153

Price: US\$ 3,200.00 (Single User License)

ID: R852DFD7EE82EN

Abstracts

Collagen made a tremendous impact in the field of regenerative medicine as a bioactive material. For decades, collagen has been used not only as a scaffolding material but also as an active component in regulating cells' biological behavior and phenotype. However, animal-derived collagen as a major source suffered from problems of immunogenicity, risk of viral infection, and the unclear relationship between bioactive sequence and function. Recombinant humanized collagen provided alternatives for regenerative medicine with more controllable risks.

The global Recombinant Humanized Collagen Type Iii market size was estimated at USD 285.42 million in 2025 and is projected to grow at a compound annual growth rate (CAGR) of 8.75% during the forecast period.

This report offers a comprehensive and in-depth analysis of the global Recombinant Humanized Collagen Type Iii market, covering all critical facets from a broad macroeconomic overview to detailed micro-level insights. It examines market size, competitive landscape, emerging development trends, niche segments, key drivers and challenges, as well as conducts SWOT and value chain analyses.

The insights provided enable readers to understand the competitive dynamics within the industry and formulate effective strategies to enhance profitability and market positioning. Additionally, the report presents a clear framework for evaluating the current status and future outlook of business organizations operating in this sector.

A significant focus of this report lies in the competitive landscape of the global Recombinant Humanized Collagen Type Iii market. It offers detailed profiles of major players, including their market shares, performance metrics, product portfolios, and

operational status. This enables stakeholders to identify leading competitors and gain a nuanced understanding of market rivalry and structure.

In summary, this report serves as an essential resource for industry participants, investors, researchers, consultants, and business strategists, as well as anyone planning to enter or expand their presence in the Recombinant Humanized Collagen Type Iii market.

Global Recombinant Humanized Collagen Type Iii Market: Market Segmentation Analysis

This research report provides a detailed segmentation of the market by region (country), key manufacturers, product type, and application. Market segmentation divides the overall market into distinct subsets based on factors such as product categories, end-user industries, geographic locations, and other relevant criteria.

A clear understanding of these market segments enables decision-makers to tailor their product development, sales, and marketing strategies more effectively to meet the unique needs of each segment. Leveraging market segmentation insights can significantly enhance targeted approaches, optimize resource allocation, and accelerate product innovation cycles by aligning offerings with the specific demands of diverse customer groups.

Key Company

ACROBiosystems

FineTest

Evonik Industries

Creative BioMart

Thermo Fisher Scientific Incchina | ?? flag iconChina | ??

ROCKLAND IMMUNOCHEMICALS, INC.

JLand Biotech

R&D Systems, Inc.

Jiangsu Chuangjian Medical Technology Co., Ltd.

Shanxi Jinbo Bio-Pharmaceutical

Giant Biogene

hunanzijing

Market Segmentation (by Type)

Freeze-dried Fiber
Protein Solution

Market Segmentation (by Application)

Medical Cosmetology
Medical Surgery

Geographic Segmentation

North America (USA, Canada, Mexico)

Europe (Germany, UK, France, Russia, Italy, Rest of Europe)

Asia-Pacific (China, Japan, South Korea, India, Southeast Asia, Rest of Asia-Pacific)

South America (Brazil, Argentina, Columbia, Rest of South America)

The Middle East and Africa (Saudi Arabia, UAE, Egypt, Nigeria, South Africa, Rest of MEA)

Key Benefits of This Market Research:

Industry drivers, restraints, and opportunities covered in the study

Neutral perspective on the market performance

Recent industry trends and developments

Competitive landscape & strategies of key players

Potential & niche segments and regions exhibiting promising growth covered

Historical, current, and projected market size, in terms of value

In-depth analysis of the Recombinant Humanized Collagen Type Iii Market

Overview of the regional outlook of the Recombinant Humanized Collagen Type Iii Market:

Customization of the Report

In case of any queries or customization requirements, please connect with our sales team, who will ensure that your requirements are met.

Chapter Outline

Chapter 1 mainly introduces the statistical scope of the report, market division standards, and market research methods.

Chapter 2 is an executive summary of different market segments (by region, product type, application, etc), including the market size of each market segment, future development potential, and so on. It offers a high-level view of the current state of the Recombinant Humanized Collagen Type Iii Market and its likely evolution in the short to mid-term, and long term.

Chapter 3 makes a detailed analysis of the market's competitive landscape of the market and provides the market share, capacity, output, price, latest development plan, merger, and acquisition information of the main manufacturers in the market.

Chapter 4 is the analysis of the whole market industrial chain, including the upstream and downstream of the industry, as well as Porter's five forces analysis.

Chapter 5 introduces the latest developments of the market, the driving factors and restrictive factors of the market, the challenges and risks faced by manufacturers in the industry, and the analysis of relevant policies in the industry.

Chapter 6 provides the analysis of various market segments according to product types, covering the market size and development potential of each market segment, to help readers find the blue ocean market in different market segments.

Chapter 7 provides the analysis of various market segments according to application, covering the market size and development potential of each market segment, to help readers find the blue ocean market in different downstream markets.

Chapter 8 provides a quantitative analysis of the market size and development potential of each region and its main countries and introduces the market development, future

development prospects, market space, and capacity of each country in the world.

Chapter 9 shares the main producing countries of Recombinant Humanized Collagen Type Iii, their output value, profit level, regional supply, production capacity layout, etc. from the supply side.

Chapter 10 introduces the basic situation of the main companies in the market in detail, including product sales revenue, sales volume, price, gross profit margin, market share, product introduction, recent development, etc.

Chapter 11 provides a quantitative analysis of the market size and development potential of each region in the next five years.

Chapter 12 provides a quantitative analysis of the market size and development potential of each market segment in the next five years.

Chapter 13 is the main points and conclusions of the report.

Key Reasons to Buy this Report:

Access to date statistics compiled by our researchers. These provide you with historical and forecast data, which is analyzed to tell you why your market is set to change
This enables you to anticipate market changes to remain ahead of your competitors
You will be able to copy data from the Excel spreadsheet straight into your marketing plans, business presentations, or other strategic documents

The concise analysis, clear graph, and table format will enable you to pinpoint the information you require quickly

Provision of market value data for each segment and sub-segment

Indicates the region and segment that is expected to witness the fastest growth as well as to dominate the market

Analysis by geography highlighting the consumption of the product/service in the region as well as indicating the factors that are affecting the market within each region

Competitive landscape which incorporates the market ranking of the major players, along with new service/product launches, partnerships, business expansions, and acquisitions in the past five years of companies profiled

Extensive company profiles comprising of company overview, company insights, product benchmarking, and SWOT analysis for the major market players

The current as well as the future market outlook of the industry concerning recent developments which involve growth opportunities and drivers as well as challenges and

restraints of both emerging as well as developed regions

Includes in-depth analysis of the market from various perspectives through Porter's five forces analysis

Provides insight into the market through Value Chain

Market dynamics scenario, along with growth opportunities of the market in the years to come

6-month post-sales analyst support

Customization of the Report

In case of any queries or customization requirements, please connect with our sales team, who will ensure that your requirements are met.

Contents

1 RESEARCH METHODOLOGY AND STATISTICAL SCOPE

- 1.1 Market Definition and Statistical Scope of Recombinant Humanized Collagen Type Iii
Iii
- 1.2 Key Market Segments
 - 1.2.1 Recombinant Humanized Collagen Type Iii Segment by Type
 - 1.2.2 Recombinant Humanized Collagen Type Iii Segment by Application
- 1.3 Methodology & Sources of Information
 - 1.3.1 Research Methodology
 - 1.3.2 Research Process
 - 1.3.3 Market Breakdown and Data Triangulation
 - 1.3.4 Base Year
 - 1.3.5 Report Assumptions & Caveats

2 RECOMBINANT HUMANIZED COLLAGEN TYPE III MARKET OVERVIEW

- 2.1 Global Market Overview
 - 2.1.1 Global Recombinant Humanized Collagen Type Iii Market Size (M USD) Estimates and Forecasts (2020-2035)
 - 2.1.2 Global Recombinant Humanized Collagen Type Iii Sales Estimates and Forecasts (2020-2035)
- 2.2 Market Segment Executive Summary
- 2.3 Global Market Size by Region

3 RECOMBINANT HUMANIZED COLLAGEN TYPE III MARKET COMPETITIVE LANDSCAPE

- 3.1 Company Assessment Quadrant
- 3.2 Global Recombinant Humanized Collagen Type Iii Product Life Cycle
- 3.3 Global Recombinant Humanized Collagen Type Iii Sales by Manufacturers (2020-2025)
- 3.4 Global Recombinant Humanized Collagen Type Iii Revenue Market Share by Manufacturers (2020-2025)
- 3.5 Recombinant Humanized Collagen Type Iii Market Share by Company Type (Tier 1, Tier 2, and Tier 3)
- 3.6 Global Recombinant Humanized Collagen Type Iii Average Price by Manufacturers (2020-2025)

3.7 Manufacturers? Manufacturing Sites, Areas Served, and Product Types
3.8 Recombinant Humanized Collagen Type Iii Market Competitive Situation and Trends

3.8.1 Recombinant Humanized Collagen Type Iii Market Concentration Rate

3.8.2 Global 5 and 10 Largest Recombinant Humanized Collagen Type Iii Players
Market Share by Revenue

3.8.3 Mergers & Acquisitions, Expansion

4 RECOMBINANT HUMANIZED COLLAGEN TYPE III INDUSTRY CHAIN ANALYSIS

4.1 Recombinant Humanized Collagen Type Iii Industry Chain Analysis

4.2 Market Overview of Key Raw Materials

4.3 Midstream Market Analysis

4.4 Downstream Customer Analysis

5 THE DEVELOPMENT AND DYNAMICS OF RECOMBINANT HUMANIZED COLLAGEN TYPE III MARKET

5.1 Key Development Trends

5.2 Driving Factors

5.3 Market Challenges

5.4 Industry News

5.4.1 New Product Developments

5.4.2 Mergers & Acquisitions

5.4.3 Expansions

5.4.4 Collaboration/Supply Contracts

5.5 PEST Analysis

5.5.1 Industry Policies Analysis

5.5.2 Economic Environment Analysis

5.5.3 Social Environment Analysis

5.5.4 Technological Environment Analysis

5.6 Global Recombinant Humanized Collagen Type Iii Market Porter's Five Forces Analysis

5.6.1 Global Trade Frictions

5.6.2 U.S. Tariff Policy ? April 2025

5.6.3 Global Trade Frictions and Their Impacts to Recombinant Humanized Collagen Type Iii Market

5.7 ESG Ratings of Leading Companies

6 RECOMBINANT HUMANIZED COLLAGEN TYPE III MARKET SEGMENTATION BY TYPE

- 6.1 Evaluation Matrix of Segment Market Development Potential (Type)
- 6.2 Global Recombinant Humanized Collagen Type Iii Sales Market Share by Type (2020-2025)
- 6.3 Global Recombinant Humanized Collagen Type Iii Market Size by Type (2020-2025)
- 6.4 Global Recombinant Humanized Collagen Type Iii Price by Type (2020-2025)

7 RECOMBINANT HUMANIZED COLLAGEN TYPE III MARKET SEGMENTATION BY APPLICATION

- 7.1 Evaluation Matrix of Segment Market Development Potential (Application)
- 7.2 Global Recombinant Humanized Collagen Type Iii Market Sales by Application (2020-2025)
- 7.3 Global Recombinant Humanized Collagen Type Iii Market Size (M USD) by Application (2020-2025)
- 7.4 Global Recombinant Humanized Collagen Type Iii Sales Growth Rate by Application (2020-2025)

8 RECOMBINANT HUMANIZED COLLAGEN TYPE III MARKET SALES BY REGION

- 8.1 Global Recombinant Humanized Collagen Type Iii Sales by Region
 - 8.1.1 Global Recombinant Humanized Collagen Type Iii Sales by Region
 - 8.1.2 Global Recombinant Humanized Collagen Type Iii Sales Market Share by Region
- 8.2 Global Recombinant Humanized Collagen Type Iii Market Size by Region
 - 8.2.1 Global Recombinant Humanized Collagen Type Iii Market Size by Region
 - 8.2.2 Global Recombinant Humanized Collagen Type Iii Market Size by Region
- 8.3 North America
 - 8.3.1 North America Recombinant Humanized Collagen Type Iii Sales by Country
 - 8.3.2 North America Recombinant Humanized Collagen Type Iii Market Size by Country
 - 8.3.3 U.S. Market Overview
 - 8.3.4 Canada Market Overview
 - 8.3.5 Mexico Market Overview
- 8.4 Europe
 - 8.4.1 Europe Recombinant Humanized Collagen Type Iii Sales by Country
 - 8.4.2 Europe Recombinant Humanized Collagen Type Iii Market Size by Country

8.4.3 Germany Market Overview

8.4.4 France Market Overview

8.4.5 U.K. Market Overview

8.4.6 Italy Market Overview

8.4.7 Spain Market Overview

8.5 Asia Pacific

8.5.1 Asia Pacific Recombinant Humanized Collagen Type Iii Sales by Region

8.5.2 Asia Pacific Recombinant Humanized Collagen Type Iii Market Size by Region

8.5.3 China Market Overview

8.5.4 Japan Market Overview

8.5.5 South Korea Market Overview

8.5.6 India Market Overview

8.5.7 Southeast Asia Market Overview

8.6 South America

8.6.1 South America Recombinant Humanized Collagen Type Iii Sales by Country

8.6.2 South America Recombinant Humanized Collagen Type Iii Market Size by Country

8.6.3 Brazil Market Overview

8.6.4 Argentina Market Overview

8.6.5 Columbia Market Overview

8.7 Middle East and Africa

8.7.1 Middle East and Africa Recombinant Humanized Collagen Type Iii Sales by Region

8.7.2 Middle East and Africa Recombinant Humanized Collagen Type Iii Market Size by Region

8.7.3 Saudi Arabia Market Overview

8.7.4 UAE Market Overview

8.7.5 Egypt Market Overview

8.7.6 Nigeria Market Overview

8.7.7 South Africa Market Overview

9 RECOMBINANT HUMANIZED COLLAGEN TYPE III MARKET PRODUCTION BY REGION

9.1 Global Production of Recombinant Humanized Collagen Type Iii by Region(2020-2025)

9.2 Global Recombinant Humanized Collagen Type Iii Revenue Market Share by Region (2020-2025)

9.3 Global Recombinant Humanized Collagen Type Iii Production, Revenue, Price and

Gross Margin (2020-2025)

9.4 North America Recombinant Humanized Collagen Type Iii Production

9.4.1 North America Recombinant Humanized Collagen Type Iii Production Growth Rate (2020-2025)

9.4.2 North America Recombinant Humanized Collagen Type Iii Production, Revenue, Price and Gross Margin (2020-2025)

9.5 Europe Recombinant Humanized Collagen Type Iii Production

9.5.1 Europe Recombinant Humanized Collagen Type Iii Production Growth Rate (2020-2025)

9.5.2 Europe Recombinant Humanized Collagen Type Iii Production, Revenue, Price and Gross Margin (2020-2025)

9.6 Japan Recombinant Humanized Collagen Type Iii Production (2020-2025)

9.6.1 Japan Recombinant Humanized Collagen Type Iii Production Growth Rate (2020-2025)

9.6.2 Japan Recombinant Humanized Collagen Type Iii Production, Revenue, Price and Gross Margin (2020-2025)

9.7 China Recombinant Humanized Collagen Type Iii Production (2020-2025)

9.7.1 China Recombinant Humanized Collagen Type Iii Production Growth Rate (2020-2025)

9.7.2 China Recombinant Humanized Collagen Type Iii Production, Revenue, Price and Gross Margin (2020-2025)

10 KEY COMPANIES PROFILE

10.1 ACROBiosystems

10.1.1 ACROBiosystems Basic Information

10.1.2 ACROBiosystems Recombinant Humanized Collagen Type Iii Product Overview

10.1.3 ACROBiosystems Recombinant Humanized Collagen Type Iii Product Market Performance

10.1.4 ACROBiosystems Business Overview

10.1.5 ACROBiosystems SWOT Analysis

10.1.6 ACROBiosystems Recent Developments

10.2 FineTest

10.2.1 FineTest Basic Information

10.2.2 FineTest Recombinant Humanized Collagen Type Iii Product Overview

10.2.3 FineTest Recombinant Humanized Collagen Type Iii Product Market Performance

10.2.4 FineTest Business Overview

- 10.2.5 FineTest SWOT Analysis
- 10.2.6 FineTest Recent Developments
- 10.3 Evonik Industries
 - 10.3.1 Evonik Industries Basic Information
 - 10.3.2 Evonik Industries Recombinant Humanized Collagen Type Iii Product Overview
 - 10.3.3 Evonik Industries Recombinant Humanized Collagen Type Iii Product Market Performance
 - 10.3.4 Evonik Industries Business Overview
 - 10.3.5 Evonik Industries SWOT Analysis
 - 10.3.6 Evonik Industries Recent Developments
- 10.4 Creative BioMart
 - 10.4.1 Creative BioMart Basic Information
 - 10.4.2 Creative BioMart Recombinant Humanized Collagen Type Iii Product Overview
 - 10.4.3 Creative BioMart Recombinant Humanized Collagen Type Iii Product Market Performance
 - 10.4.4 Creative BioMart Business Overview
 - 10.4.5 Creative BioMart Recent Developments
- 10.5 Thermo Fisher Scientific Incchina | ?? flag iconChina | ??
 - 10.5.1 Thermo Fisher Scientific Incchina | ?? flag iconChina | ?? Basic Information
 - 10.5.2 Thermo Fisher Scientific Incchina | ?? flag iconChina | ?? Recombinant Humanized Collagen Type Iii Product Overview
 - 10.5.3 Thermo Fisher Scientific Incchina | ?? flag iconChina | ?? Recombinant Humanized Collagen Type Iii Product Market Performance
 - 10.5.4 Thermo Fisher Scientific Incchina | ?? flag iconChina | ?? Business Overview
 - 10.5.5 Thermo Fisher Scientific Incchina | ?? flag iconChina | ?? Recent Developments
- 10.6 ROCKLAND IMMUNOCHEMICALS, INC.
 - 10.6.1 ROCKLAND IMMUNOCHEMICALS, INC. Basic Information
 - 10.6.2 ROCKLAND IMMUNOCHEMICALS, INC. Recombinant Humanized Collagen Type Iii Product Overview
 - 10.6.3 ROCKLAND IMMUNOCHEMICALS, INC. Recombinant Humanized Collagen Type Iii Product Market Performance
 - 10.6.4 ROCKLAND IMMUNOCHEMICALS, INC. Business Overview
 - 10.6.5 ROCKLAND IMMUNOCHEMICALS, INC. Recent Developments
- 10.7 JLand Biotech
 - 10.7.1 JLand Biotech Basic Information
 - 10.7.2 JLand Biotech Recombinant Humanized Collagen Type Iii Product Overview
 - 10.7.3 JLand Biotech Recombinant Humanized Collagen Type Iii Product Market Performance

- 10.7.4 JLand Biotech Business Overview
- 10.7.5 JLand Biotech Recent Developments
- 10.8 RandD Systems, Inc.
 - 10.8.1 RandD Systems, Inc. Basic Information
 - 10.8.2 RandD Systems, Inc. Recombinant Humanized Collagen Type Iii Product Overview
 - 10.8.3 RandD Systems, Inc. Recombinant Humanized Collagen Type Iii Product Market Performance
 - 10.8.4 RandD Systems, Inc. Business Overview
 - 10.8.5 RandD Systems, Inc. Recent Developments
- 10.9 Jiangsu Chuangjian Medical Technology Co., Ltd.
 - 10.9.1 Jiangsu Chuangjian Medical Technology Co., Ltd. Basic Information
 - 10.9.2 Jiangsu Chuangjian Medical Technology Co., Ltd. Recombinant Humanized Collagen Type Iii Product Overview
 - 10.9.3 Jiangsu Chuangjian Medical Technology Co., Ltd. Recombinant Humanized Collagen Type Iii Product Market Performance
 - 10.9.4 Jiangsu Chuangjian Medical Technology Co., Ltd. Business Overview
 - 10.9.5 Jiangsu Chuangjian Medical Technology Co., Ltd. Recent Developments
- 10.10 Shanxi Jinbo Bio-Pharmaceutical
 - 10.10.1 Shanxi Jinbo Bio-Pharmaceutical Basic Information
 - 10.10.2 Shanxi Jinbo Bio-Pharmaceutical Recombinant Humanized Collagen Type Iii Product Overview
 - 10.10.3 Shanxi Jinbo Bio-Pharmaceutical Recombinant Humanized Collagen Type Iii Product Market Performance
 - 10.10.4 Shanxi Jinbo Bio-Pharmaceutical Business Overview
 - 10.10.5 Shanxi Jinbo Bio-Pharmaceutical Recent Developments
- 10.11 Giant Biogene
 - 10.11.1 Giant Biogene Basic Information
 - 10.11.2 Giant Biogene Recombinant Humanized Collagen Type Iii Product Overview
 - 10.11.3 Giant Biogene Recombinant Humanized Collagen Type Iii Product Market Performance
 - 10.11.4 Giant Biogene Business Overview
 - 10.11.5 Giant Biogene Recent Developments
- 10.12 hunanzijing
 - 10.12.1 hunanzijing Basic Information
 - 10.12.2 hunanzijing Recombinant Humanized Collagen Type Iii Product Overview
 - 10.12.3 hunanzijing Recombinant Humanized Collagen Type Iii Product Market Performance
 - 10.12.4 hunanzijing Business Overview

10.12.5 hunanzijing Recent Developments

11 RECOMBINANT HUMANIZED COLLAGEN TYPE III MARKET FORECAST BY REGION

11.1 Global Recombinant Humanized Collagen Type Iii Market Size Forecast

11.2 Global Recombinant Humanized Collagen Type Iii Market Forecast by Region

11.2.1 North America Market Size Forecast by Country

11.2.2 Europe Recombinant Humanized Collagen Type Iii Market Size Forecast by Country

11.2.3 Asia Pacific Recombinant Humanized Collagen Type Iii Market Size Forecast by Region

11.2.4 South America Recombinant Humanized Collagen Type Iii Market Size Forecast by Country

11.2.5 Middle East and Africa Forecasted Sales of Recombinant Humanized Collagen Type Iii by Country

12 FORECAST MARKET BY TYPE AND BY APPLICATION (2026-2035)

12.1 Global Recombinant Humanized Collagen Type Iii Market Forecast by Type (2026-2035)

12.1.1 Global Forecasted Sales of Recombinant Humanized Collagen Type Iii by Type (2026-2035)

12.1.2 Global Recombinant Humanized Collagen Type Iii Market Size Forecast by Type (2026-2035)

12.1.3 Global Forecasted Price of Recombinant Humanized Collagen Type Iii by Type (2026-2035)

12.2 Global Recombinant Humanized Collagen Type Iii Market Forecast by Application (2026-2035)

12.2.1 Global Recombinant Humanized Collagen Type Iii Sales (K MT) Forecast by Application

12.2.2 Global Recombinant Humanized Collagen Type Iii Market Size (M USD) Forecast by Application (2026-2035)

13 CONCLUSION AND KEY FINDINGS

List Of Tables

LIST OF TABLES

- Table 1. Introduction of the Type
- Table 2. Introduction of the Application
- Table 3. Global Recombinant Humanized Collagen Type Iii Market Size by Type (M USD)
- Table 4. Global Recombinant Humanized Collagen Type Iii Market Size by Application
- Table 5. Recombinant Humanized Collagen Type Iii Market Size Comparison by Region (M USD)
- Table 6. Global Recombinant Humanized Collagen Type Iii Sales (K MT) by Manufacturers (2020-2025)
- Table 7. Global Recombinant Humanized Collagen Type Iii Sales Market Share by Manufacturers (2020-2025)
- Table 8. Global Recombinant Humanized Collagen Type Iii Revenue (M USD) by Manufacturers (2020-2025)
- Table 9. Global Recombinant Humanized Collagen Type Iii Revenue Share by Manufacturers (2020-2025)
- Table 10. Company Type (Tier 1, Tier 2, and Tier 3) & (based on the Revenue in Recombinant Humanized Collagen Type Iii as of 2025)
- Table 11. Global Market Recombinant Humanized Collagen Type Iii Average Price (USD/KG) of Key Manufacturers (2020-2025)
- Table 12. Manufacturers? Manufacturing Sites, Areas Served
- Table 13. Manufacturers? Product Type
- Table 14. Global Recombinant Humanized Collagen Type Iii Manufacturers Market Concentration Ratio (CR5 and HHI)
- Table 15. Mergers & Acquisitions, Expansion Plans
- Table 16. Market Overview of Key Raw Materials
- Table 17. Midstream Market Analysis
- Table 18. Downstream Customer Analysis
- Table 19. Key Development Trends
- Table 20. Driving Factors
- Table 21. Recombinant Humanized Collagen Type Iii Market Challenges
- Table 22. Goldman Sachs' forecast real GDP growth rate for 2025-2026
- Table 23. S&P Global ' Forecast Real GDP Growth Rate For 2025-2027
- Table 24. World Bank ' Forecast Real GDP Growth Rate For 2025-2026
- Table 25. The Tariff Rates Imposed by the United States on Major Commodity Trading Countries

Table 26. Global Recombinant Humanized Collagen Type Iii Sales by Type (K MT)

Table 27. Global Recombinant Humanized Collagen Type Iii Market Size by Type (M USD)

Table 28. Global Recombinant Humanized Collagen Type Iii Sales (K MT) by Type (2020-2025)

Table 29. Global Recombinant Humanized Collagen Type Iii Sales Market Share by Type (2020-2025)

Table 30. Global Recombinant Humanized Collagen Type Iii Market Size (M USD) by Type (2020-2025)

Table 31. Global Recombinant Humanized Collagen Type Iii Market Share by Type (2020-2025)

Table 32. Global Recombinant Humanized Collagen Type Iii Price (USD/KG) by Type (2020-2025)

Table 33. Global Recombinant Humanized Collagen Type Iii Sales (K MT) by Application

Table 34. Global Recombinant Humanized Collagen Type Iii Market Size by Application

Table 35. Global Recombinant Humanized Collagen Type Iii Sales by Application (2020-2025) & (K MT)

Table 36. Global Recombinant Humanized Collagen Type Iii Sales Market Share by Application (2020-2025)

Table 37. Global Recombinant Humanized Collagen Type Iii Market Size by Application (2020-2025) & (M USD)

Table 38. Global Recombinant Humanized Collagen Type Iii Market Share by Application (2020-2025)

Table 39. Global Recombinant Humanized Collagen Type Iii Sales Growth Rate by Application (2020-2025)

Table 40. Global Recombinant Humanized Collagen Type Iii Sales by Region (2020-2025) & (K MT)

Table 41. Global Recombinant Humanized Collagen Type Iii Sales Market Share by Region (2020-2025)

Table 42. Global Recombinant Humanized Collagen Type Iii Market Size by Region (2020-2025) & (M USD)

Table 43. Global Recombinant Humanized Collagen Type Iii Market Size by Region (2020-2025)

Table 44. North America Recombinant Humanized Collagen Type Iii Sales by Country (2020-2025) & (K MT)

Table 45. North America Recombinant Humanized Collagen Type Iii Market Size by Country (2020-2025) & (M USD)

Table 46. Europe Recombinant Humanized Collagen Type Iii Sales by Country

(2020-2025) & (K MT)

Table 47. Europe Recombinant Humanized Collagen Type Iii Market Size by Country (2020-2025) & (M USD)

Table 48. Asia Pacific Recombinant Humanized Collagen Type Iii Sales by Region (2020-2025) & (K MT)

Table 49. Asia Pacific Recombinant Humanized Collagen Type Iii Market Size by Region (2020-2025) & (M USD)

Table 50. South America Recombinant Humanized Collagen Type Iii Sales by Country (2020-2025) & (K MT)

Table 51. South America Recombinant Humanized Collagen Type Iii Market Size by Country (2020-2025) & (M USD)

Table 52. Middle East and Africa Recombinant Humanized Collagen Type Iii Sales by Region (2020-2025) & (K MT)

Table 53. Middle East and Africa Recombinant Humanized Collagen Type Iii Market Size by Region (2020-2025) & (M USD)

Table 54. Global Recombinant Humanized Collagen Type Iii Production (K MT) by Region(2020-2025)

Table 55. Global Recombinant Humanized Collagen Type Iii Revenue (US\$ Million) by Region (2020-2025)

Table 56. Global Recombinant Humanized Collagen Type Iii Revenue Market Share by Region (2020-2025)

Table 57. Global Recombinant Humanized Collagen Type Iii Production (K MT), Revenue (US\$ Million), Price (USD/KG) and Gross Margin (2020-2025)

Table 58. North America Recombinant Humanized Collagen Type Iii Production (K MT), Revenue (US\$ Million), Price (USD/KG) and Gross Margin (2020-2025)

Table 59. Europe Recombinant Humanized Collagen Type Iii Production (K MT), Revenue (US\$ Million), Price (USD/KG) and Gross Margin (2020-2025)

Table 60. Japan Recombinant Humanized Collagen Type Iii Production (K MT), Revenue (US\$ Million), Price (USD/KG) and Gross Margin (2020-2025)

Table 61. China Recombinant Humanized Collagen Type Iii Production (K MT), Revenue (US\$ Million), Price (USD/KG) and Gross Margin (2020-2025)

Table 62. ACROBiosystems Basic Information

Table 63. ACROBiosystems Recombinant Humanized Collagen Type Iii Product Overview

Table 64. ACROBiosystems Recombinant Humanized Collagen Type Iii Sales (K MT), Revenue (M USD), Price (USD/KG) and Gross Margin (2020-2025)

Table 65. ACROBiosystems Business Overview

Table 66. ACROBiosystems SWOT Analysis

Table 67. ACROBiosystems Recent Developments

Table 68. FineTest Basic Information

Table 69. FineTest Recombinant Humanized Collagen Type Iii Product Overview

Table 70. FineTest Recombinant Humanized Collagen Type Iii Sales (K MT), Revenue (M USD), Price (USD/KG) and Gross Margin (2020-2025)

Table 71. FineTest Business Overview

Table 72. FineTest SWOT Analysis

Table 73. FineTest Recent Developments

Table 74. Evonik Industries Basic Information

Table 75. Evonik Industries Recombinant Humanized Collagen Type Iii Product Overview

Table 76. Evonik Industries Recombinant Humanized Collagen Type Iii Sales (K MT), Revenue (M USD), Price (USD/KG) and Gross Margin (2020-2025)

Table 77. Evonik Industries Business Overview

Table 78. Evonik Industries SWOT Analysis

Table 79. Evonik Industries Recent Developments

Table 80. Creative BioMart Basic Information

Table 81. Creative BioMart Recombinant Humanized Collagen Type Iii Product Overview

Table 82. Creative BioMart Recombinant Humanized Collagen Type Iii Sales (K MT), Revenue (M USD), Price (USD/KG) and Gross Margin (2020-2025)

Table 83. Creative BioMart Business Overview

Table 84. Creative BioMart Recent Developments

Table 85. Thermo Fisher Scientific Incchina |  Basic Information


Table 86. Thermo Fisher Scientific Incchina |  Recombinant Humanized Collagen Type Iii Product Overview


Table 87. Thermo Fisher Scientific Incchina |  Recombinant Humanized Collagen Type Iii Sales (K MT), Revenue (M USD), Price (USD/KG) and Gross Margin (2020-2025)

Table 88. Thermo Fisher Scientific Incchina |  Business Overview


Table 89. Thermo Fisher Scientific Incchina |  Recent Developments

Table 90. ROCKLAND IMMUNOCHEMICALS, INC. Basic Information

Table 91. ROCKLAND IMMUNOCHEMICALS, INC. Recombinant Humanized Collagen Type Iii Product Overview

Table 92. ROCKLAND IMMUNOCHEMICALS, INC. Recombinant Humanized Collagen Type Iii Sales (K MT), Revenue (M USD), Price (USD/KG) and Gross Margin (2020-2025)

Table 93. ROCKLAND IMMUNOCHEMICALS, INC. Business Overview

Table 94. ROCKLAND IMMUNOCHEMICALS, INC. Recent Developments

- Table 95. JLand Biotech Basic Information
- Table 96. JLand Biotech Recombinant Humanized Collagen Type Iii Product Overview
- Table 97. JLand Biotech Recombinant Humanized Collagen Type Iii Sales (K MT), Revenue (M USD), Price (USD/KG) and Gross Margin (2020-2025)
- Table 98. JLand Biotech Business Overview
- Table 99. JLand Biotech Recent Developments
- Table 100. RandD Systems, Inc. Basic Information
- Table 101. RandD Systems, Inc. Recombinant Humanized Collagen Type Iii Product Overview
- Table 102. RandD Systems, Inc. Recombinant Humanized Collagen Type Iii Sales (K MT), Revenue (M USD), Price (USD/KG) and Gross Margin (2020-2025)
- Table 103. RandD Systems, Inc. Business Overview
- Table 104. RandD Systems, Inc. Recent Developments
- Table 105. Jiangsu Chuangjian Medical Technology Co., Ltd. Basic Information
- Table 106. Jiangsu Chuangjian Medical Technology Co., Ltd. Recombinant Humanized Collagen Type Iii Product Overview
- Table 107. Jiangsu Chuangjian Medical Technology Co., Ltd. Recombinant Humanized Collagen Type Iii Sales (K MT), Revenue (M USD), Price (USD/KG) and Gross Margin (2020-2025)
- Table 108. Jiangsu Chuangjian Medical Technology Co., Ltd. Business Overview
- Table 109. Jiangsu Chuangjian Medical Technology Co., Ltd. Recent Developments
- Table 110. Shanxi Jinbo Bio-Pharmaceutical Basic Information
- Table 111. Shanxi Jinbo Bio-Pharmaceutical Recombinant Humanized Collagen Type Iii Product Overview
- Table 112. Shanxi Jinbo Bio-Pharmaceutical Recombinant Humanized Collagen Type Iii Sales (K MT), Revenue (M USD), Price (USD/KG) and Gross Margin (2020-2025)
- Table 113. Shanxi Jinbo Bio-Pharmaceutical Business Overview
- Table 114. Shanxi Jinbo Bio-Pharmaceutical Recent Developments
- Table 115. Giant Biogene Basic Information
- Table 116. Giant Biogene Recombinant Humanized Collagen Type Iii Product Overview
- Table 117. Giant Biogene Recombinant Humanized Collagen Type Iii Sales (K MT), Revenue (M USD), Price (USD/KG) and Gross Margin (2020-2025)
- Table 118. Giant Biogene Business Overview
- Table 119. Giant Biogene Recent Developments
- Table 120. hunanzijing Basic Information
- Table 121. hunanzijing Recombinant Humanized Collagen Type Iii Product Overview
- Table 122. hunanzijing Recombinant Humanized Collagen Type Iii Sales (K MT), Revenue (M USD), Price (USD/KG) and Gross Margin (2020-2025)
- Table 123. hunanzijing Business Overview

Table 124. hunanzijing Recent Developments

Table 125. Global Recombinant Humanized Collagen Type Iii Sales Forecast by Region (2026-2035) & (K MT)

Table 126. Global Recombinant Humanized Collagen Type Iii Market Size Forecast by Region (2026-2035) & (M USD)

Table 127. North America Recombinant Humanized Collagen Type Iii Sales Forecast by Country (2026-2035) & (K MT)

Table 128. North America Recombinant Humanized Collagen Type Iii Market Size Forecast by Country (2026-2035) & (M USD)

Table 129. Europe Recombinant Humanized Collagen Type Iii Sales Forecast by Country (2026-2035) & (K MT)

Table 130. Europe Recombinant Humanized Collagen Type Iii Market Size Forecast by Country (2026-2035) & (M USD)

Table 131. Asia Pacific Recombinant Humanized Collagen Type Iii Sales Forecast by Region (2026-2035) & (K MT)

Table 132. Asia Pacific Recombinant Humanized Collagen Type Iii Market Size Forecast by Region (2026-2035) & (M USD)

Table 133. South America Recombinant Humanized Collagen Type Iii Sales Forecast by Country (2026-2035) & (K MT)

Table 134. South America Recombinant Humanized Collagen Type Iii Market Size Forecast by Country (2026-2035) & (M USD)

Table 135. Middle East and Africa Recombinant Humanized Collagen Type Iii Sales Forecast by Country (2026-2035) & (Units)

Table 136. Middle East and Africa Recombinant Humanized Collagen Type Iii Market Size Forecast by Country (2026-2035) & (M USD)

Table 137. Global Recombinant Humanized Collagen Type Iii Sales Forecast by Type (2026-2035) & (K MT)

Table 138. Global Recombinant Humanized Collagen Type Iii Market Size Forecast by Type (2026-2035) & (M USD)

Table 139. Global Recombinant Humanized Collagen Type Iii Price Forecast by Type (2026-2035) & (USD/KG)

Table 140. Global Recombinant Humanized Collagen Type Iii Sales (K MT) Forecast by Application (2026-2035)

Table 141. Global Recombinant Humanized Collagen Type Iii Market Size Forecast by Application (2026-2035) & (M USD)

List Of Figures

LIST OF FIGURES

- Figure 1. Product Picture of Recombinant Humanized Collagen Type Iii
- Figure 2. Data Triangulation
- Figure 3. Key Caveats
- Figure 4. Global Recombinant Humanized Collagen Type Iii Market Size (M USD), 2025-2035
- Figure 5. Global Recombinant Humanized Collagen Type Iii Market Size (M USD) (2020-2035)
- Figure 6. Global Recombinant Humanized Collagen Type Iii Sales (K MT) & (2020-2035)
- Figure 7. Evaluation Matrix of Segment Market Development Potential (Type)
- Figure 8. Evaluation Matrix of Segment Market Development Potential (Application)
- Figure 9. Evaluation Matrix of Regional Market Development Potential
- Figure 10. Recombinant Humanized Collagen Type Iii Market Size by Country (M USD)
- Figure 11. Company Assessment Quadrant
- Figure 12. Global Recombinant Humanized Collagen Type Iii Product Life Cycle
- Figure 13. Recombinant Humanized Collagen Type Iii Sales Share by Manufacturers in 2025
- Figure 14. Global Recombinant Humanized Collagen Type Iii Revenue Share by Manufacturers in 2025
- Figure 15. Recombinant Humanized Collagen Type Iii Market Share by Company Type (Tier 1, Tier 2 and Tier 3): 2025
- Figure 16. Global Market Recombinant Humanized Collagen Type Iii Average Price (USD/KG) of Key Manufacturers in 2025
- Figure 17. The Global 5 and 10 Largest Players: Market Share by Recombinant Humanized Collagen Type Iii Revenue in 2025
- Figure 18. Industry Chain Map of Recombinant Humanized Collagen Type Iii
- Figure 19. Global Recombinant Humanized Collagen Type Iii Market PEST Analysis
- Figure 20. Global Recombinant Humanized Collagen Type Iii Market Porter's Five Forces Analysis
- Figure 21. Global Merchandise Trade as a Percentage Of GDP
- Figure 22. US - Imports of Goods by Country
- Figure 23. China Exports by Country
- Figure 24. ESG Rating Distribution of The Leading Company Compared With Its Peers
- Figure 25. Evaluation Matrix of Segment Market Development Potential (Type)
- Figure 26. Global Recombinant Humanized Collagen Type Iii Market Share by Type

Figure 27. Sales Market Share of Recombinant Humanized Collagen Type Iii by Type (2020-2025)

Figure 28. Sales Market Share of Recombinant Humanized Collagen Type Iii by Type in 2025

Figure 29. Market Share of Recombinant Humanized Collagen Type Iii by Type (2020-2025)

Figure 30. Market Share of Recombinant Humanized Collagen Type Iii by Type in 2025

Figure 31. Evaluation Matrix of Segment Market Development Potential (Application)

Figure 32. Global Recombinant Humanized Collagen Type Iii Market Share by Application

Figure 33. Global Recombinant Humanized Collagen Type Iii Sales Market Share by Application (2020-2025)

Figure 34. Global Recombinant Humanized Collagen Type Iii Sales Market Share by Application in 2025

Figure 35. Global Recombinant Humanized Collagen Type Iii Market Share by Application (2020-2025)

Figure 36. Global Recombinant Humanized Collagen Type Iii Market Share by Application in 2025

Figure 37. Global Recombinant Humanized Collagen Type Iii Sales Growth Rate by Application (2020-2025)

Figure 38. Global Recombinant Humanized Collagen Type Iii Sales Market Share by Region (2020-2025)

Figure 39. Global Recombinant Humanized Collagen Type Iii Market Size by Region (2020-2025)

Figure 40. North America Recombinant Humanized Collagen Type Iii Sales and Growth Rate (2020-2025) & (K MT)

Figure 41. North America Recombinant Humanized Collagen Type Iii Sales and Growth Rate (2020-2025) & (K MT)

Figure 42. North America Recombinant Humanized Collagen Type Iii Sales Market Share by Country in 2024

Figure 43. North America Recombinant Humanized Collagen Type Iii Market Size and Growth Rate (2020-2025) & (M USD)

Figure 44. North America Recombinant Humanized Collagen Type Iii Market Size by Country in 2024

Figure 45. U.S. Recombinant Humanized Collagen Type Iii Sales and Growth Rate (2020-2025) & (K MT)

Figure 46. U.S. Recombinant Humanized Collagen Type Iii Market Size and Growth Rate (2020-2025) & (M USD)

Figure 47. Canada Recombinant Humanized Collagen Type Iii Sales (K MT) and

Growth Rate (2020-2025)

Figure 48. Canada Recombinant Humanized Collagen Type Iii Market Size (M USD) and Growth Rate (2020-2025)

Figure 49. Mexico Recombinant Humanized Collagen Type Iii Sales (Units) and Growth Rate (2020-2025)

Figure 50. Mexico Recombinant Humanized Collagen Type Iii Market Size (Units) and Growth Rate (2020-2025)

Figure 51. Europe Recombinant Humanized Collagen Type Iii Sales and Growth Rate (2020-2025) & (K MT)

Figure 52. Europe Recombinant Humanized Collagen Type Iii Sales Market Share by Country in 2024

Figure 53. Europe Recombinant Humanized Collagen Type Iii Market Size and Growth Rate (2020-2025) & (M USD)

Figure 54. Europe Recombinant Humanized Collagen Type Iii Market Size by Country in 2024

Figure 55. Germany Recombinant Humanized Collagen Type Iii Sales and Growth Rate (2020-2025) & (K MT)

Figure 56. Germany Recombinant Humanized Collagen Type Iii Market Size and Growth Rate (2020-2025) & (M USD)

Figure 57. France Recombinant Humanized Collagen Type Iii Sales and Growth Rate (2020-2025) & (K MT)

Figure 58. France Recombinant Humanized Collagen Type Iii Market Size and Growth Rate (2020-2025) & (M USD)

Figure 59. U.K. Recombinant Humanized Collagen Type Iii Sales and Growth Rate (2020-2025) & (K MT)

Figure 60. U.K. Recombinant Humanized Collagen Type Iii Market Size and Growth Rate (2020-2025) & (M USD)

Figure 61. Italy Recombinant Humanized Collagen Type Iii Sales and Growth Rate (2020-2025) & (K MT)

Figure 62. Italy Recombinant Humanized Collagen Type Iii Market Size and Growth Rate (2020-2025) & (M USD)

Figure 63. Spain Recombinant Humanized Collagen Type Iii Sales and Growth Rate (2020-2025) & (K MT)

Figure 64. Spain Recombinant Humanized Collagen Type Iii Market Size and Growth Rate (2020-2025) & (M USD)

Figure 65. Asia Pacific Recombinant Humanized Collagen Type Iii Sales and Growth Rate (K MT)

Figure 66. Asia Pacific Recombinant Humanized Collagen Type Iii Sales Market Share by Region in 2024

Figure 67. Asia Pacific Recombinant Humanized Collagen Type Iii Market Size by Region in 2024

Figure 68. China Recombinant Humanized Collagen Type Iii Sales and Growth Rate (2020-2025) & (K MT)

Figure 69. China Recombinant Humanized Collagen Type Iii Market Size and Growth Rate (2020-2025) & (M USD)

Figure 70. Japan Recombinant Humanized Collagen Type Iii Sales and Growth Rate (2020-2025) & (K MT)

Figure 71. Japan Recombinant Humanized Collagen Type Iii Market Size and Growth Rate (2020-2025) & (M USD)

Figure 72. South Korea Recombinant Humanized Collagen Type Iii Sales and Growth Rate (2020-2025) & (K MT)

Figure 73. South Korea Recombinant Humanized Collagen Type Iii Market Size and Growth Rate (2020-2025) & (M USD)

Figure 74. India Recombinant Humanized Collagen Type Iii Sales and Growth Rate (2020-2025) & (K MT)

Figure 75. India Recombinant Humanized Collagen Type Iii Market Size and Growth Rate (2020-2025) & (M USD)

Figure 76. Southeast Asia Recombinant Humanized Collagen Type Iii Sales and Growth Rate (2020-2025) & (K MT)

Figure 77. Southeast Asia Recombinant Humanized Collagen Type Iii Market Size and Growth Rate (2020-2025) & (M USD)

Figure 78. South America Recombinant Humanized Collagen Type Iii Sales and Growth Rate (K MT)

Figure 79. South America Recombinant Humanized Collagen Type Iii Sales Market Share by Country in 2024

Figure 80. South America Recombinant Humanized Collagen Type Iii Market Size and Growth Rate (M USD)

Figure 81. South America Recombinant Humanized Collagen Type Iii Market Size by Country in 2024

Figure 82. Brazil Recombinant Humanized Collagen Type Iii Sales and Growth Rate (2020-2025) & (K MT)

Figure 83. Brazil Recombinant Humanized Collagen Type Iii Market Size and Growth Rate (2020-2025) & (M USD)

Figure 84. Argentina Recombinant Humanized Collagen Type Iii Sales and Growth Rate (2020-2025) & (K MT)

Figure 85. Argentina Recombinant Humanized Collagen Type Iii Market Size and Growth Rate (2020-2025) & (M USD)

Figure 86. Columbia Recombinant Humanized Collagen Type Iii Sales and Growth Rate

(2020-2025) & (K MT)

Figure 87. Columbia Recombinant Humanized Collagen Type Iii Market Size and Growth Rate (2020-2025) & (M USD)

Figure 88. Middle East and Africa Recombinant Humanized Collagen Type Iii Sales and Growth Rate (K MT)

Figure 89. Middle East and Africa Recombinant Humanized Collagen Type Iii Sales Market Share by Region in 2024

Figure 90. Middle East and Africa Recombinant Humanized Collagen Type Iii Market Size and Growth Rate (M USD)

Figure 91. Middle East and Africa Recombinant Humanized Collagen Type Iii Market Size by Region in 2024

Figure 92. Saudi Arabia Recombinant Humanized Collagen Type Iii Sales and Growth Rate (2020-2025) & (K MT)

Figure 93. Saudi Arabia Recombinant Humanized Collagen Type Iii Market Size and Growth Rate (2020-2025) & (M USD)

Figure 94. UAE Recombinant Humanized Collagen Type Iii Sales and Growth Rate (2020-2025) & (K MT)

Figure 95. UAE Recombinant Humanized Collagen Type Iii Market Size and Growth Rate (2020-2025) & (M USD)

Figure 96. Egypt Recombinant Humanized Collagen Type Iii Sales and Growth Rate (2020-2025) & (K MT)

Figure 97. Egypt Recombinant Humanized Collagen Type Iii Market Size and Growth Rate (2020-2025) & (M USD)

Figure 98. Nigeria Recombinant Humanized Collagen Type Iii Sales and Growth Rate (2020-2025) & (K MT)

Figure 99. Nigeria Recombinant Humanized Collagen Type Iii Market Size and Growth Rate (2020-2025) & (M USD)

Figure 100. South Africa Recombinant Humanized Collagen Type Iii Sales and Growth Rate (2020-2025) & (K MT)

Figure 101. South Africa Recombinant Humanized Collagen Type Iii Market Size and Growth Rate (2020-2025) & (M USD)

Figure 102. Global Recombinant Humanized Collagen Type Iii Production Market Share by Region (2020-2025)

Figure 103. North America Recombinant Humanized Collagen Type Iii Production (K MT) Growth Rate (2020-2025)

Figure 104. Europe Recombinant Humanized Collagen Type Iii Production (K MT) Growth Rate (2020-2025)

Figure 105. Japan Recombinant Humanized Collagen Type Iii Production (K MT) Growth Rate (2020-2025)

Figure 106. China Recombinant Humanized Collagen Type Iii Production (K MT) Growth Rate (2020-2025)

Figure 107. Global Recombinant Humanized Collagen Type Iii Sales Forecast by Volume (2020-2035) & (K MT)

Figure 108. Global Recombinant Humanized Collagen Type Iii Market Size Forecast by Value (2020-2035) & (M USD)

Figure 109. Global Recombinant Humanized Collagen Type Iii Sales Market Share Forecast by Type (2026-2035)

Figure 110. Global Recombinant Humanized Collagen Type Iii Market Share Forecast by Type (2026-2035)

Figure 111. Global Recombinant Humanized Collagen Type Iii Sales Forecast by Application (2026-2035)

Figure 112. Global Recombinant Humanized Collagen Type Iii Market Share Forecast by Application (2026-2035)

I would like to order

Product name: Global Recombinant Humanized Collagen Type Iii Market Research Report 2026(Status and Outlook)

Product link: <https://marketpublishers.com/r/R852DFD7EE82EN.html>

Price: US\$ 3,200.00 (Single User License / Electronic Delivery)

If you want to order Corporate License or Hard Copy, please, contact our Customer Service:

info@marketpublishers.com

Payment

To pay by Credit Card (Visa, MasterCard, American Express, PayPal), please, click button on product page <https://marketpublishers.com/r/R852DFD7EE82EN.html>